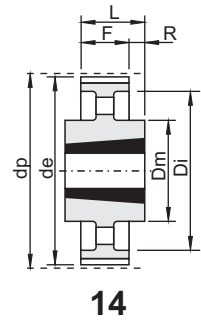
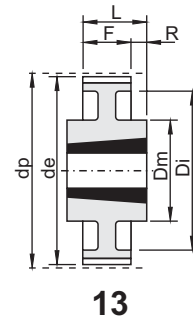
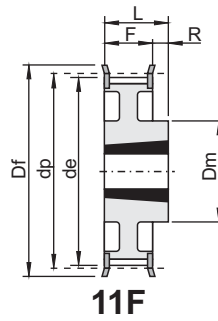
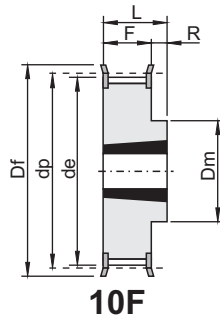


KOŁA ZĘBATE CALOWE POD TULEJĘ TAPER LOCK

ISO 5294



L 050

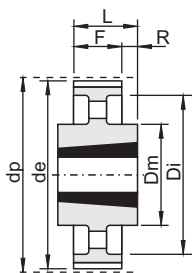
podziałka: **3/8" (9,525 mm)**

koła dla pasa o szerokości: **1/2" (12,7 mm)**

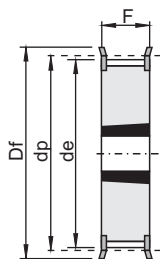
kod	typ	rysunek	materiał	Z	tuleja	otwór max	dp	de	Df	Dm	Di	F	L	R	nr flanszy	[kg]
M0365	TL 18 L 050	10F	St	18	1108	28	54,57	53,81	60	44	-	19,00	22,00	3,00	308	0,20
M0366	TL 19 L 050	10F	St	19	1108	28	57,61	56,84	63	44	-	19,00	22,00	3,00	309	0,23
M0367	TL 20 L 050	10F	St	20	1108	28	60,64	59,88	66	48	-	19,00	22,00	3,00	310	0,27
M0368	TL 21 L 050	10F	St	21	1108	28	63,67	62,91	71	48	-	19,00	22,00	3,00	311	0,30
M0369	TL 22 L 050	10F	St	22	1108	28	66,70	65,94	75	51	-	19,00	22,00	3,00	312	0,34
M0370	TL 23 L 050	10F	St	23	1108	28	69,73	68,97	79	54	-	19,00	22,00	3,00	313	0,40
M0371	TL 24 L 050	10F	St	24	1108	28	72,77	72,00	79	54	-	19,00	22,00	3,00	313	0,45
M0372	TL 25 L 050	10F	St	25	1108	28	75,80	75,04	83	56	-	19,00	22,00	3,00	314	0,50
M0373	TL 26 L 050	10F	St	26	1108	28	78,83	78,07	87	60	-	19,00	22,00	3,00	315	0,55
M0374	TL 27 L 050	10F	St	27	1108	28	81,86	81,10	87	62	-	19,00	22,00	3,00	315	0,60
M0375	TL 28 L 050	10F	St	28	1108	28	84,89	84,13	91	65	-	19,00	22,00	3,00	316	0,65
M0376	TL 30 L 050	10F	St	30	1108	28	90,96	90,20	97	70	-	19,00	22,00	3,00	318	0,80
M0377	TL 32 L 050	10F	St	32	1108	28	97,02	96,26	103	74	-	19,00	22,00	3,00	320	0,98
M0378	TL 36 L 050	10F	St	36	1108	28	109,15	108,39	115	85	-	19,00	22,00	3,00	323	1,20
M0379	TL 40 L 050	10F	St	40	1610	42	121,28	120,51	127	97	-	19,00	25,00	6,00	327	1,40
M0380	TL 48 L 050	11F	St	48	1610	42	145,53	144,77	152	88	120	19,00	25,00	6,00	334	2,30
M0381	TL 60 L 050	13	St	60	1610	42	181,91	181,15	-	92	166	19,00	25,00	3,00	-	2,20
M0382	TL 72 L 050	14	GG	72	1610	42	218,30	217,53	-	92	202	19,00	25,00	3,00	-	2,10
M0383	TL 84 L 050	14	GG	84	1610	42	254,68	253,90	-	92	236	19,00	25,00	3,00	-	2,46
M0384	TL 96 L 050	14	GG	96	2012	50	291,06	290,30	-	106	270	19,00	32,00	6,50	-	3,36
M0385	TL120 L 050	14	GG	120	2012	50	363,83	363,07	-	106	343	19,00	32,00	6,50	-	4,44

KOŁA ZĘBATE POD TULEJĘ TAPER LOCK

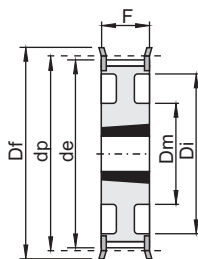
ISO 5294



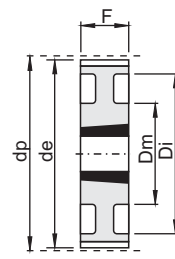
14



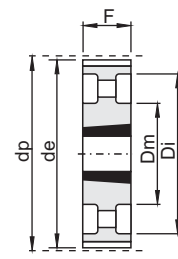
15F



21F



21



22

L 075

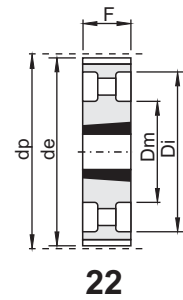
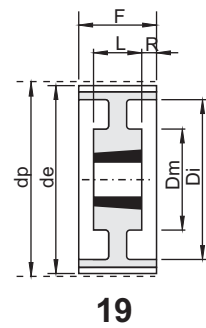
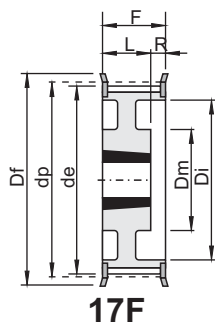
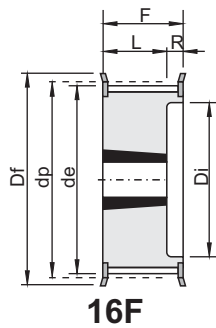
podziałka: 3/8" (9,525 mm)

koła dla pasa o szerokości: 3/4" (19,05 mm)

kod	typ	rysunek	materiał	Z	tuleja	otwór max	dp	de	Df	Dm	Di	F	L	R	nr flanszy	[kg]
M0386	TL 18 L 075	15F	St	18	1108	28	54,57	53,81	60	-	-	25,00	25,00	-	308	0,25
M0387	TL 19 L 075	15F	St	19	1108	28	57,61	56,84	63	-	-	25,00	25,00	-	309	0,32
M0388	TL 20 L 075	15F	St	20	1108	28	60,64	59,88	66	-	-	25,00	25,00	-	310	0,35
M0389	TL 21 L 075	15F	St	21	1108	28	63,67	62,91	71	-	-	25,00	25,00	-	311	0,40
M0390	TL 22 L 075	15F	St	22	1108	28	66,70	65,94	75	-	-	25,00	25,00	-	312	0,44
M0391	TL 23 L 075	15F	St	23	1108	28	69,73	68,97	79	-	-	25,00	25,00	-	313	0,48
M0392	TL 24 L 075	15F	St	24	1108	28	72,77	72,00	79	-	-	25,00	25,00	-	313	0,55
M0393	TL 25 L 075	15F	St	25	1108	28	75,80	75,04	83	-	-	25,00	25,00	-	314	0,63
M0394	TL 26 L 075	15F	St	26	1108	28	78,83	78,07	87	-	-	25,00	25,00	-	315	0,66
M0395	TL 27 L 075	15F	St	27	1108	28	81,86	81,10	87	-	-	25,00	25,00	-	315	0,70
M0396	TL 28 L 075	15F	St	28	1108	28	84,89	84,13	91	-	-	25,00	25,00	-	316	0,72
M0397	TL 30 L 075	15F	St	30	1108	28	90,96	90,20	97	-	-	25,00	25,00	-	318	0,93
M0398	TL 32 L 075	15F	St	32	1108	28	97,02	96,26	103	-	-	25,00	25,00	-	320	1,10
M0399	TL 36 L 075	15F	St	36	1610	42	109,15	108,39	115	-	-	25,00	25,00	-	323	1,20
M0400	TL 40 L 075	15F	St	40	1610	42	121,28	120,51	127	-	-	25,00	25,00	-	327	1,70
M0401	TL 48 L 075	21F	St	48	1610	42	145,53	144,77	152	92	120	25,00	25,00	-	334	2,60
M0402	TL 60 L 075	21	St	60	1610	42	181,91	181,15	-	92	166	25,00	25,00	-	-	3,00
M0403	TL 72 L 075	22	GG	72	1610	42	218,30	217,53	-	92	202	25,00	25,00	-	-	2,33
M0404	TL 84 L 075	14	GG	84	2012	50	254,68	253,90	-	106	236	25,00	32,00	3,50	-	3,55
M0405	TL 96 L 075	14	GG	96	2012	50	291,06	290,30	-	106	270	25,00	32,00	3,50	-	3,95
M0406	TL120 L 075	14	GG	120	2012	50	363,83	363,07	-	106	343	25,00	32,00	3,50	-	5,61

KOŁA ZĘBATE POD TULEJĘ TAPER LOCK

ISO 5294



L 100

podziałka: 3/8" (9,525 mm)

koła dla pasa o szerokości: 1" (25,4 mm)

kod	typ	rysunek	materiał	Z	tuleja	otwór max	dp	de	Df	Dm	Di	F	L	R	nr flanszy	[kg]
M0407	TL 18 L 100	16F	St	18	1108	28	54,57	53,81	60	-	31,00	22,00	25,00	9,00	308	0,20
M0408	TL 19 L 100	16F	St	19	1108	28	57,61	56,84	63	-	31,00	22,00	25,00	9,00	309	0,32
M0409	TL 20 L 100	16F	St	20	1108	28	60,64	59,88	66	-	31,00	22,00	25,00	9,00	310	0,41
M0410	TL 21 L 100	16F	St	21	1108	28	63,67	62,91	71	-	31,00	22,00	25,00	9,00	311	0,45
M0411	TL 22 L 100	16F	St	22	1108	28	66,70	65,94	75	-	31,00	22,00	25,00	9,00	312	0,47
M0412	TL 23 L 100	16F	St	23	1108	28	69,73	68,97	79	-	32,00	22,00	25,00	10,00	313	0,50
M0413	TL 24 L 100	16F	St	24	1108	28	72,77	72,00	79	-	32,00	22,00	25,00	10,00	313	0,64
M0414	TL 25 L 100	16F	St	25	1108	28	75,80	75,04	83	-	32,00	22,00	25,00	10,00	314	0,68
M0415	TL 26 L 100	16F	St	26	1108	28	78,83	78,07	87	-	32,00	22,00	25,00	10,00	315	0,70
M0416	TL 27 L 100	16F	St	27	1108	28	81,86	81,10	87	-	32,00	22,00	25,00	10,00	315	0,83
M0417	TL 28 L 100	16F	St	28	1108	28	84,89	84,13	91	-	32,00	22,00	25,00	10,00	316	0,85
M0418	TL 30 L 100	16F	St	30	1210	32	90,96	90,20	97	-	32,00	25,00	25,00	7,00	318	0,90
M0419	TL 32 L 100	16F	St	32	1210	32	97,02	96,26	103	-	32,00	25,00	25,00	7,00	320	1,05
M0420	TL 36 L 100	16F	St	36	1610	42	109,15	108,39	115	-	32,00	25,00	25,00	7,00	323	1,40
M0421	TL 40 L 100	16F	St	40	1610	42	121,28	120,51	127	-	32,00	25,00	25,00	7,00	327	1,65
M0422	TL 48 L 100	17F	St	48	1610	42	145,53	144,77	152	92	32,00	25,00	25,00	7,00	334	2,80
M0423	TL 60 L 100	19	St	60	1610	42	181,91	181,15	-	92	32,00	25,00	25,00	3,50	-	2,70
M0424	TL 72 L 100	22	GG	72	2012	50	218,30	217,53	-	106	32,00	32,00	25,00	-	-	2,96
M0425	TL 84 L 100	22	GG	84	2012	50	254,68	253,90	-	106	32,00	32,00	32,00	-	-	3,87
M0426	TL 96 L 100	22	GG	96	2012	50	291,06	290,30	-	106	32,00	32,00	32,00	-	-	4,64
M0427	TL120 L 100	22	GG	120	2012	50	363,83	363,07	-	106	32,00	32,00	32,00	-	-	6,37